

Features

- Sealed, Maintenance Free
- Using Oxygen Recombination Technology: Maintenance-free
- PbCaSn Alloy for Plate Grids: Less Gassing, Less Self-Discharging
- High Quality AGM Separator: Extend Cycle Life and Prevent Micro Short Circuit
- ABS Material: Increase the Strength off Battery Container. (Flame-Retardant ABS is Optional);
- High Purity raw Material: Ensure low Self-discharge Rate
- Silver-Coated Copper Terminals (T1, T2 terminal), Brass Insert Terminals and Lead Terminals Improve the Electric Conductivity

Applications

- All Purpose
- Uninterruptable Power Supply (UPS)
- Electric Power System (EPES)
- Emergency Backup Power Supply
- Emergency Light
- Railway Signal
- Aircraft Signal
- Alarm and Security System
- Electronic Apparatus and Equipment
- Communication Power Supply
- DC Power Supply
- Auto Control System

Constant Current Discharge (Amperes) at 25 °C

F.V./Time	5 min	10 min	30 min	1 hr	5 hr	10 hr
1.85 V/cell	173.6	146.4	87.5	52.4	16.4	9.65
1.80 V/cell	210.0	167.6	92.1	55.1	17.2	10.0
1.75 V/cell	237.0	186.3	96.5	57.1	17.6	10.1
1.70 V/cell	261.6	199.5	101.8	59.5	17.9	10.2
1.65 V/cell	291.7	215.1	106.7	61.9	18.3	10.3
1.60 V/cell	330.8	232.5	112.3	63.8	18.6	10.5

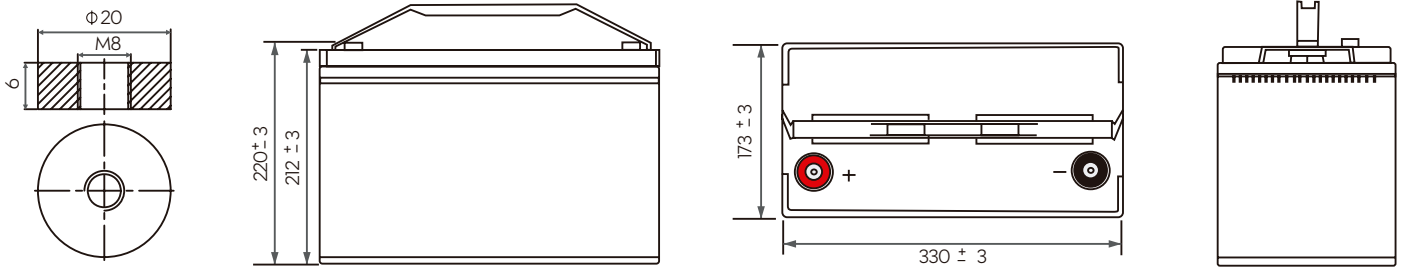
Constant Power Discharge (Watts/cell) at 25 °C

F.V./Time	5 min	10 min	30 min	1 hr	5 hr	10 hr
1.85 V/cell	322.5	274.9	168.5	102.2	32.2	19.1
1.80 V/cell	386.4	312.2	176.8	107.2	33.6	19.8
1.75 V/cell	431.3	344.9	184.3	110.8	34.3	19.9
1.70 V/cell	470.9	366.5	193.6	115.0	34.8	20.1
1.65 V/cell	519.3	391.4	201.9	119.1	35.3	20.3
1.60 V/cell	578.9	418.2	211.1	122.4	35.9	20.5



BPA-IND 100 Ah Datasheet

T11 Terminal

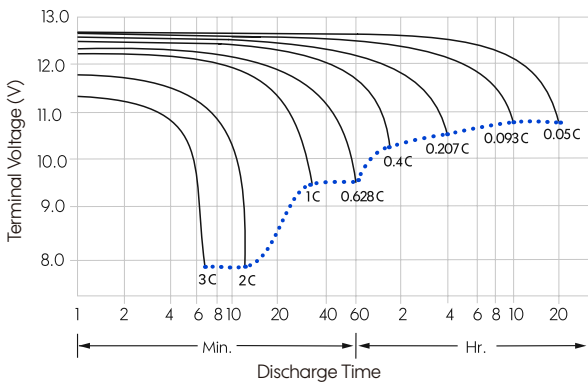


Modelo BPA-IND

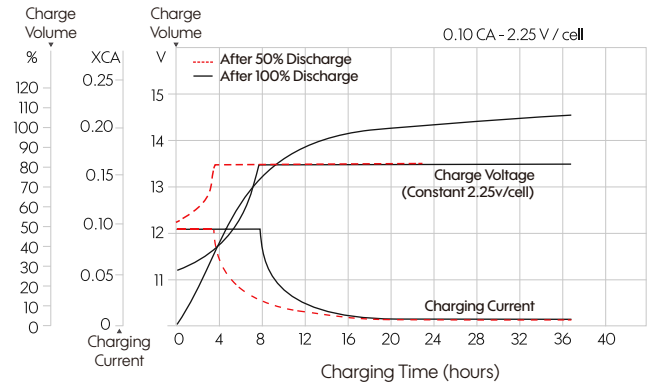
100 Ah

Nominal Voltage	12 V
Nominal Capacity (10 hr)	100 Ah
Dimensions, length x width x height (mm)	330 (±3) x 173 (±3) x 212 (±3); (220 ± 3 total height with terminal)
Weight (kg)	30.6
Terminal	T11
Container Material	ABS
Rated Capacity	104.0 Ah / 5.20 A (20 hr, 1.80 V/cell, 25 °C) 100.0 Ah / 10.0A (10 hr, 1.80 V/cell, 25 °C) 88.0 Ah / 17.6 A (5 hr, 1.75 V/cell, 25 °C) 76.2 Ah / 25.4 A (3 hr, 1.75 V/cell, 25 °C) 63.8 Ah / 63.8 A (1hr, 1.60 V/cell, 25 °C)
Maximum Discharge Current	1200 A (5s)
Internal Resistance	4.9 mΩ (approx.)
Operating Temperature Range	Discharge: -15 ~ 50 °C Charge: 0 ~ 40 °C Storage: -15 ~ 40 °C
Nominal Operating Temp. Range	25 ± 3 °C
Cycle Use	Initial Charging Current less than 30.0 A, Voltage 14.4 ~ 15.0 V a 25 °C, Temp. Coefficient - 30 mV / °C
Standby Use	No limit on Initial Charging Current Voltage 13.5 ~ 13.8 V a 25 °C, Temp. Coefficient - 20 mV / °C
Capacity affected by Temperature	103% at 40 °C 100% at 25 °C 86% at 0 °C
Self Discharge	INDUSCELL batteries may be stored for up to 6 months at 25 °C and then a freshening charge is required. For higher temperatures the time interval will be shorter.

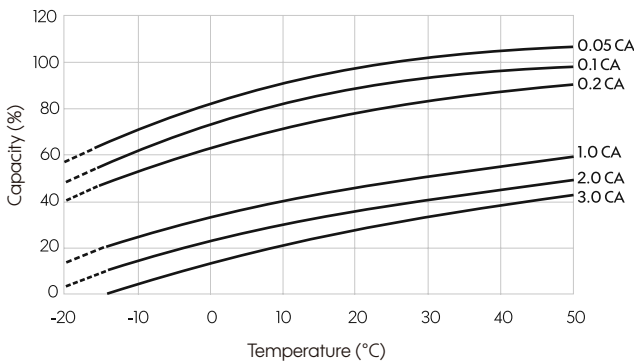
Discharge Characteristics at 25 °C



Float Charging Characteristics at 25 °C



Temperature Effects in Relation to Battery Capacity



Effect of Temperature on Long Term Float Life

