

Features

- Sealed, Maintenance Free.
- Using Oxygen Recombination Technology: Maintenance-free
- PbCaSn Alloy for Plate Grids: Less Gassing, Less Self-Discharging
- High Quality AGM Separator: Extend Cycle Life and Prevent Micro Short Circuit
- ABS Material: Increase the Strength off Battery Container. (Flame-Retardant ABS is Optional);
- High Purity raw Material: Ensure low Self-discharge Rate
- Silver-Coated Copper Terminals (T1, T2 terminal), Brass Insert Terminals and Lead Terminals Improve the Electric Conductivity

Applications

- All Purpose
- Uninterruptable Power Supply (UPS)
- Electric Power System (EPES)
- Emergency Backup Power Supply
- Emergency Light
- Railway Signal
- Aircraft Signal
- Alarm and Security System
- Electronic Apparatus and Equipment
- Communication Power Supply
- DC Power Supply
- Auto Control System

Constant Current Discharge (Amperes) at 25 °C

F.V./Time	5 min	10 min	30 min	1 hr	5 hr	10 hr
1.85 V/cell	65.0	51.1	28.9	17.9	5.94	3.59
1.80 V/cell	87.3	65.3	34.1	20.1	6.38	3.80
1.75 V/cell	98.4	71.8	35.4	21.0	6.54	3.84
1.70 V/cell	108.4	78.2	36.9	21.7	6.71	3.88
1.65 V/cell	119.5	84.4	38.9	22.4	6.90	3.96
1.60 V/cell	131.8	91.7	41.0	23.2	7.13	4.00

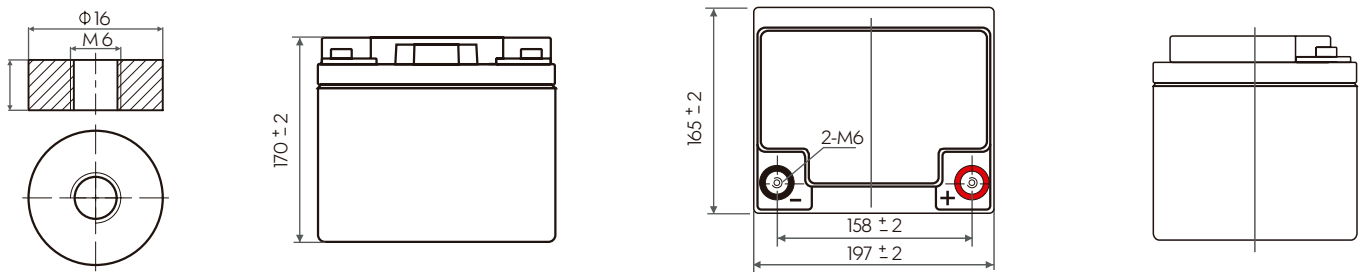
Constant Power Discharge (Watts/cell) at 25 °C

F.V./Time	5 min	10 min	30 min	1 hr	5 hr	10 hr
1.85 V/cell	118.9	94.5	55.1	34.6	11.6	7.10
1.80 V/cell	157.9	119.3	64.0	38.5	12.4	7.51
1.75 V/cell	174.3	128.9	65.9	40.1	12.7	7.57
1.70 V/cell	186.6	137.4	68.2	41.2	13.0	7.64
1.65 V/cell	202.8	146.9	71.4	42.3	13.3	7.79
1.60 V/cell	218.5	155.8	74.8	43.6	13.7	7.86



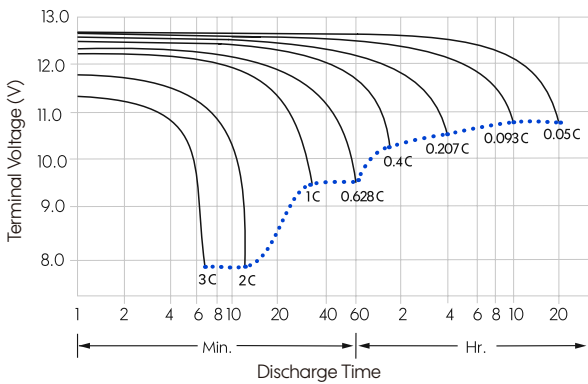
BPA-IND 38 Ah Datasheet

T6 Terminal

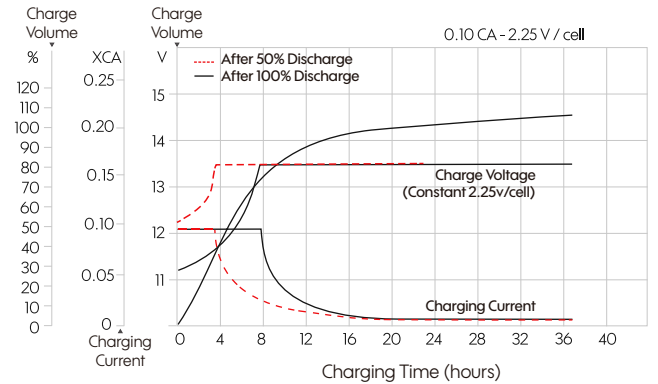


Modelo BPA-IND	38 Ah
Nominal Voltage	12 V
Nominal Capacity (10 hr)	38 Ah
Dimensions, length x width x height (mm)	197 (± 2) x 165 (± 2) x 170 (± 2); (170 ± 2 total height with terminal)
Weight (kg)	12.20
Terminal	T6
Container Material	ABS
Rated Capacity	40.0 Ah / 2.0 A (20 hr, 1.80 V/cell, 25 °C) 38.0 Ah / 3.8 A (10 hr, 1.80V/cell, 25 °C) 32.7 Ah / 6.55 A (5 hr, 1.75 V/cell, 25 °C) 29.7 Ah / 9.89 A (3 hr, 1.75 V/cell, 25 °C) 23.2 Ah / 23.2 A (1 hr, 1.60 V/cell, 25 °C)
Maximum Discharge Current	456 A (5s)
Internal Resistance	10 mΩ (approx.)
Operating Temperature Range	Discharge: -15 ~ 50 °C Charge: 0 ~ 40 °C Storage: -15 ~ 40 °C
Nominal Operating Temp. Range	25 ± 3 °C
Cycle Use	Initial Charging Current less than 11.4 A, Voltage 14.4 - 15.0 V a 25 °C, Temp. Coefficient - 30 mV / °C
Standby Use	No limit on Initial Charging Current Voltage 13.5 - 13.8 V a 25 °C, Temp. Coefficient - 20 mV / °C
Capacity affected by Temperature	103% at 40 °C 100% at 25 °C 86% at 0 °C
Self Discharge	INDUSCELL batteries may be stored for up to 6 months at 25 °C and then a freshening charge is required. For higher temperatures the time interval will be shorter.

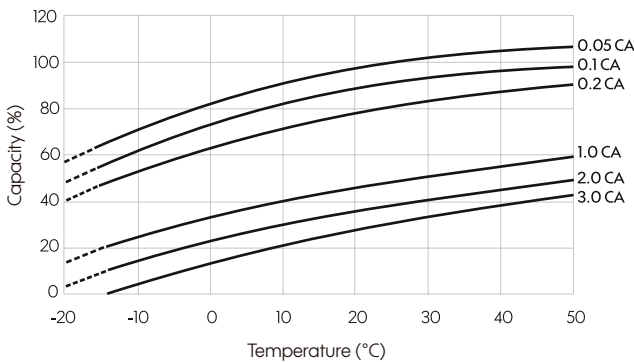
Discharge Characteristics at 25 °C



Float Charging Characteristics at 25 °C



Temperature Effects in Relation to Battery Capacity



Effect of Temperature on Long Term Float Life

