

Features

- Sealed, Maintenance Free.
- Using Oxygen Recombination Technology: Maintenance-free
- PbCaSn Alloy for Plate Grids: Less Gassing, Less Self-Discharging
- High Quality AGM Separator: Extend Cycle Life and Prevent Micro Short Circuit
- ABS Material: Increase the Strength off Battery Container. (Flame-Retardant ABS is Optional);
- High Purity raw Material: Ensure low Self-discharge Rate
- Silver-Coated Copper Terminals (T1, T2 terminal), Brass Insert Terminals and Lead Terminals Improve the Electric Conductivity

Applications

- All Purpose
- Uninterruptable Power Supply (UPS)
- Electric Power System (EPES)
- Emergency Backup Power Supply
- Emergency Light
- Railway Signal
- Aircraft Signal
- Alarm and Security System
- Electronic Apparatus and Equipment
- Communication Power Supply
- DC Power Supply
- Auto Control System

Constant Current Discharge (Amperes) at 25 °C

F.V./Time	5 min	10 min	30 min	1 hr	5 hr	10 hr
1.85 V/cell	22.9	15.2	9.0	5.83	1.88	1.08
1.80 V/cell	27.4	18.2	10.1	6.31	1.98	1.12
1.75 V/cell	32.8	20.9	10.8	6.67	2.03	1.14
1.70 V/cell	38.1	23.3	11.5	6.96	2.08	1.16
1.65 V/cell	42.0	25.3	12.1	7.20	2.12	1.18
1.60 V/cell	46.3	27.4	12.8	7.49	2.17	1.20

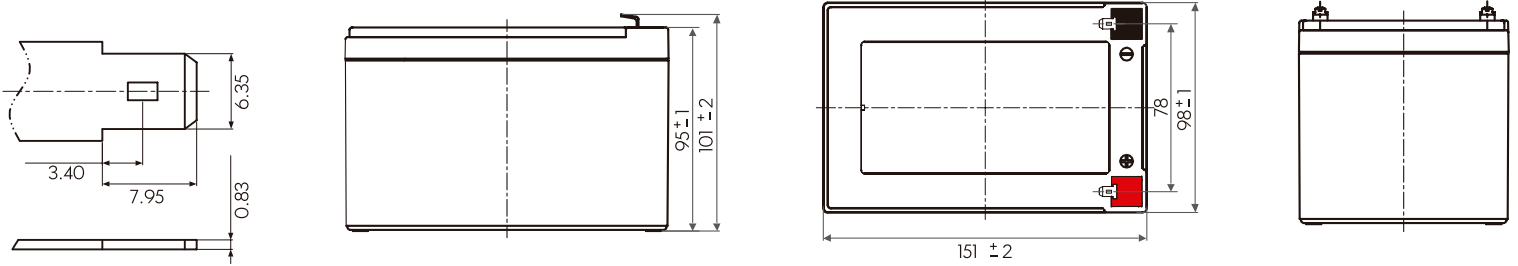
Constant Power Discharge (Watts/cell) at 25 °C

F.V./Time	5 min	10 min	30 min	1 hr	5 hr	10 hr
1.85 V/cell	42.6	28.4	17.1	11.3	3.69	2.14
1.80 V/cell	49.5	33.4	19.0	12.1	3.86	2.21
1.75 V/cell	58.8	37.9	20.2	12.7	3.95	2.26
1.70 V/cell	67.3	41.7	21.4	13.2	4.04	2.29
1.65 V/cell	73.1	44.6	22.4	13.6	4.11	2.32
1.60 V/cell	79.2	47.5	23.3	14.1	4.18	2.35



BPA-IND 12 Ah Datasheet

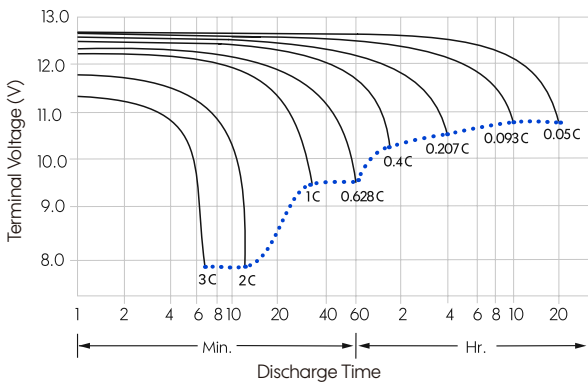
T3 Terminal



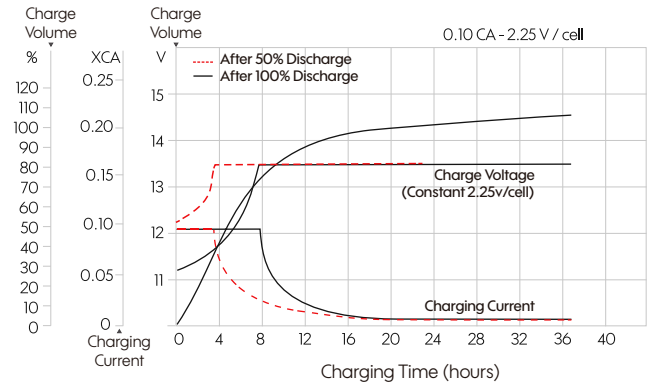
Model BPA-IND

	12 Ah
Nominal Voltage	12 V
Nominal Capacity (20 hr)	12 Ah
Dimensions, length x width x height (mm)	151 (± 2) x 98 (± 1) x 95 (± 1); (101 ± 2 total height with terminal)
Weight (kg)	3.50
Terminal	T3
Container Material	ABS
Rated Capacity	12.0 Ah / 0.60 A (20hr, 1.80 V/cell, 25 °C) 11.2 Ah / 1.12 A (10hr, 1.80 V/cell, 25 °C) 10.2 Ah / 2.04 A (5hr, 1.75 V/cell, 25 °C) 9.2 Ah / 3.06 A (3hr, 1.75 V/cell, 25 °C) 7.54 Ah / 7.54 A (1hr, 1.60 V/cell, 25 °C)
Maximum Discharge Current	180A(5s)
Internal Resistance	14 mΩ (approx.)
Operating Temperature Range	Discharge: -15 ~ 50 °C Charge: 0 ~ 40 °C Storage: -15 ~ 40 °C
Nominal Operating Temp. Range	25 ± 3 °C
Cycle Use	Initial Charging Current less than 3.6 A, Voltage 14.4 - 15.0 V a 25 °C, Temp. Coefficient - 30 mV / °C
Standby Use	No limit on Initial Charging Current Voltage 13.5 - 13.8 V a 25 °C, Temp. Coefficient - 20 mV / °C
Capacity affected by Temperature	103% at 40 °C 100% at 25 °C 86% at 0 °C
Self Discharge	INDUSCELL batteries may be stored for up to 6 months at 25 °C and then a freshening charge is required. For higher temperatures the time interval will be shorter.

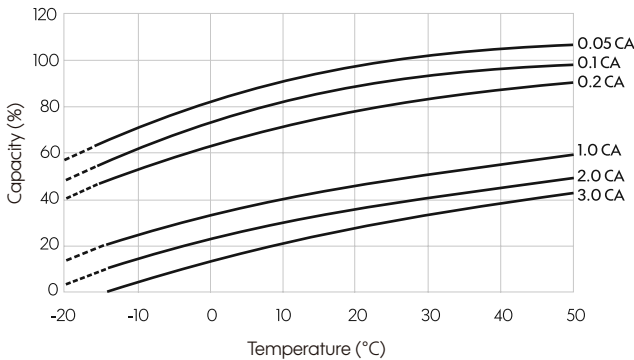
Discharge Characteristics at 25 °C



Float Charging Characteristics at 25 °C



Temperature Effects in Relation to Battery Capacity



Effect of Temperature on Long Term Float Life

