

Features

- Sealed, Maintenance Free.
- Using Oxygen Recombination Technology: Maintenance-free
- PbCaSn Alloy for Plate Grids: Less Gassing, Less Self-Discharging
- High Quality AGM Separator: Extend Cycle Life and Prevent Micro Short Circuit
- ABS Material: Increase the Strength off Battery Container. (Flame-Retardant ABS is Optional);
- High Purity raw Material: Ensure low Self-discharge Rate
- Silver-Coated Copper Terminals (T1, T2 terminal), Brass Insert Terminals and Lead Terminals Improve the Electric Conductivity

Applications

- All Purpose
- Uninterruptable Power Supply (UPS)
- Electric Power System (EPES)
- Emergency Backup Power Supply
- Emergency Light
- Railway Signal
- Aircraft Signal
- Alarm and Security System
- Electronic Apparatus and Equipment
- Communication Power Supply
- DC Power Supply
- Auto Control System

Constant Current Discharge (Amperes) at 25 °C

F.V./Time	5 min	10 min	30 min	1 hr	5 hr	10 hr
1.85 V/cell	16.6	12.7	6.52	3.82	1.67	0.658
1.80 V/cell	19.8	14.0	7.00	4.06	1.19	0.672
1.75 V/cell	22.1	15.3	7.30	4.17	1.21	0.682
1.70 V/cell	24.1	16.4	7.57	4.30	1.23	0.692
1.65 V/cell	26.2	17.3	7.80	4.37	1.25	0.699
1.60 V/cell	27.6	18.0	7.93	4.44	1.27	0.705

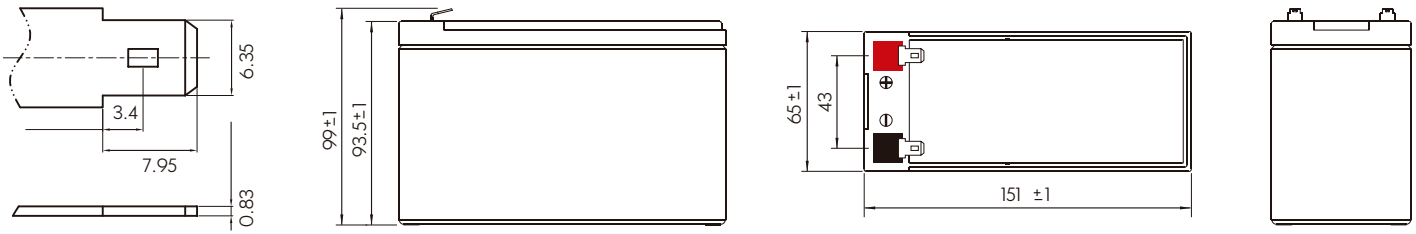
Constant Power Discharge (Watts/cell) at 25 °C

F.V./Time	5 min	10 min	30 min	1 hr	5 hr	10 hr
1.85 V/cell	31.5	24.2	12.8	7.56	2.32	1.333
1.80 V/cell	37.2	26.7	13.7	8.02	2.37	1.355
1.75 V/cell	41.1	28.9	14.2	8.22	2.42	1.372
1.70 V/cell	44.5	30.7	14.7	8.45	2.45	1.386
1.65 V/cell	47.8	32.1	25.4	8.54	2.48	1.398
1.60 V/cell	49.8	33.0	25.9	8.63	2.51	1.406



BPA-IND 7.2 Ah Datasheet

T2 Terminal

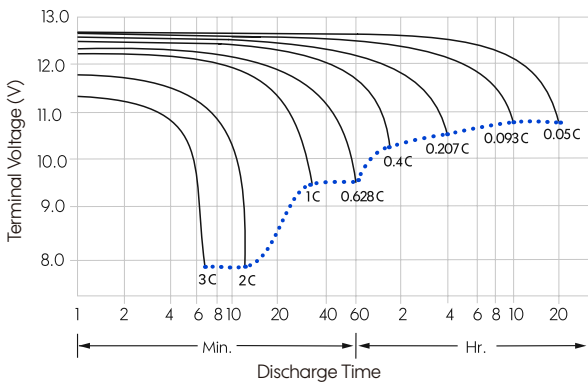


Model BPA-IND

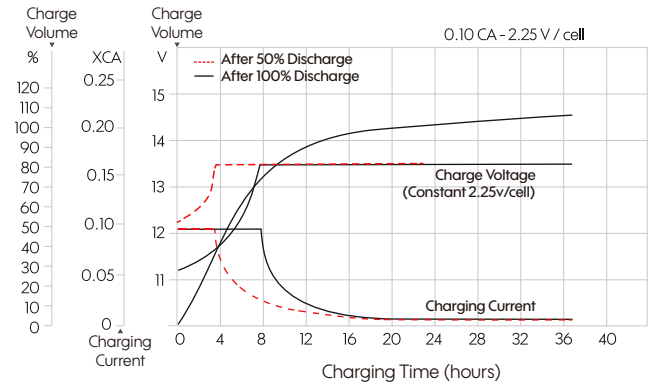
7.2 Ah

Nominal Voltage	12 V
Nominal Capacity (20 hr)	7.2 Ah
Dimensions, length x width x height (mm)	151 (±2) x 65 (±1) x 93.5 (±1) (99 ± 1 total height with terminal)
Weight (kg)	2.35
Terminal	T2
Container Material	ABS
Rated Capacity	7.20 Ah / 0.36 A (20 hr, 1.80 V/cell, 25 °C) 6.70 Ah / 0.67 A (10 hr, 1.80 V/cell, 25 °C) 6.12 Ah / 1.22 A (5 hr, 1.75 V/cell, 25 °C) 5.37 Ah / 1.79 A (3 hr, 1.75 V/cell, 25 °C) 4.49 Ah / 4.49 A (1 hr, 1.60 V/cell, 25 °C)
Maximum Discharge Current	108 A (5s)
Internal Resistance	18 mΩ
Operating Temperature Range	Discharge: -15 ~ 50 °C Charge: 0 ~ 40 °C Storage: -15 ~ 40 °C
Nominal Operating Temp. Range	25 ± 3 °C
Cycle Use	Initial Charging Current less than 2.16 A, Voltage 14.4 - 15.0 V a 25 °C, Temp. Coefficient - 30 mV / °C
Standby Use	No limit on Initial Charging Current Voltage 13.5 - 13.8 V a 25 °C, Temp. Coefficient - 20 mV / °C
Capacity affected by Temperature	103% at 40 °C 100% at 25 °C 86% at 0 °C
Self Discharge	INDUSCELL batteries may be stored for up to 6 months at 25 °C and then a freshening charge is required. For higher temperatures the time interval will be shorter.

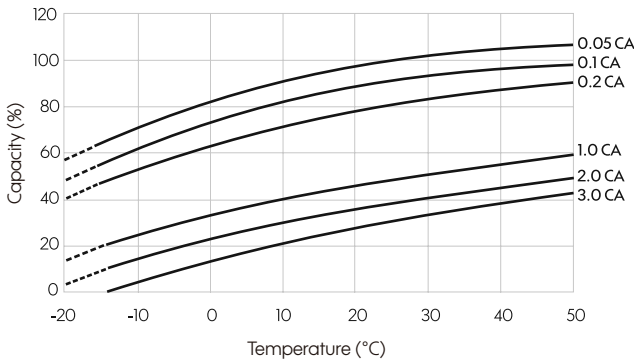
Discharge Characteristics at 25 °C



Float Charging Characteristics at 25 °C



Temperature Effects in Relation to Battery Capacity



Effect of Temperature on Long Term Float Life

